

# SQUARE ROUND CORNER STRAIGHT ALUMINUM POLE

## SNTAR 5"

### FEATURES

#### Shaft

5" square, (rounded corners) extruded from 6063 alloy aluminum tubing. Heat treated to produce a T6 temper. Shaft includes a hand hole furnished with cover. Shaft is furnished with ground lugs located on cast aluminum base plate.

#### Base Plate

Cast aluminum constructed of A-356 aluminum alloy heat treated to produce a T6 temper. Structurally engineered base includes eight heavy wall reinforcing vertical gussets. Base telescopes and is circumferentially welded to shaft at both the outside top and inside bottom of the base.

#### Anchorage

(4) anchor bolts fabricated from hot rolled steel bar. Minimum yield strength of 50,000 P.S.I. bolts have "L" bend on one end and are threaded on the other. Bolts are fully galvanized and are furnished with two nuts and two washers.

#### Base Cover

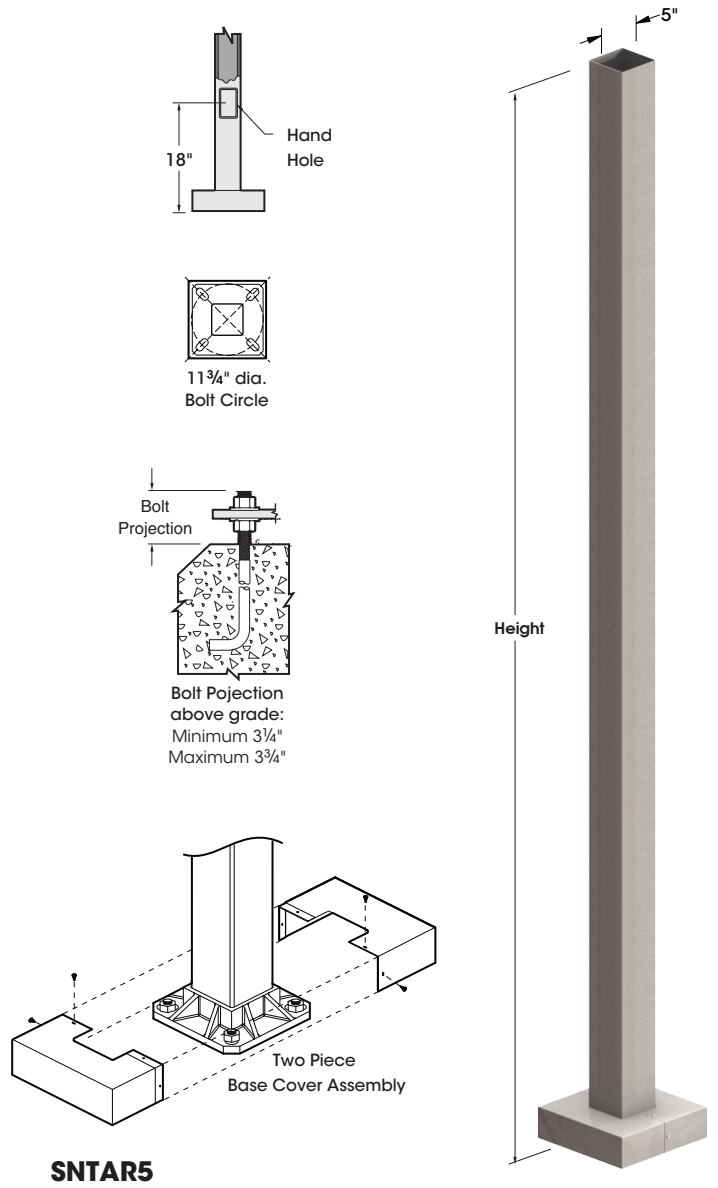
Fabricated from heavy gauge quality carbon steel. Two-piece cover conceals base.

#### Finish

Electrostatically applied TGIC Polyester Powder Coat on substrate prepared with 20 PSI power wash at 140°F. Four step media blast and iron phosphate pretreatment for protection and paint adhesion. 400°F bake for maximum hardness and durability.

PROJECT NAME: \_\_\_\_\_

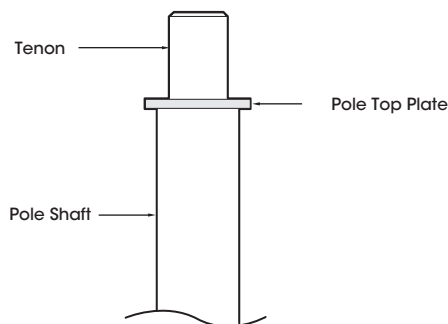
PROJECT TYPE: \_\_\_\_\_



**SNTAR5**

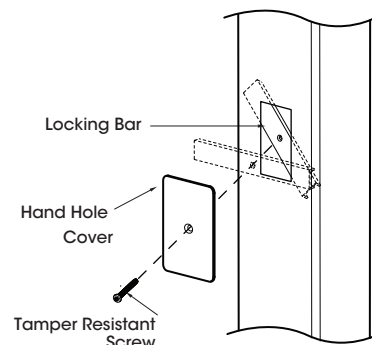
### Pole Top Mount

PT23 - 2<sup>3</sup>/<sub>8</sub>"X4" Tenon      PT27 - 2<sup>7</sup>/<sub>8</sub>"X4" Tenon



### Hand Hole Cover

Hand hole cover with tamper resistant bolt assembly



# □ SNTAR 5"

## SPECIFICATIONS

### Engineering Data

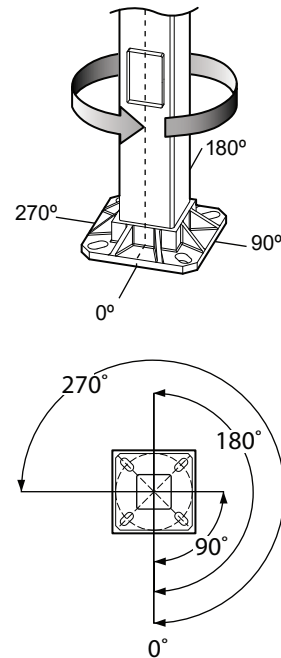
Maximum EPA - Square Feet

Model Number	Max. Fixture Weight	100 MPH	90 MPH	80 MPH	70 MPH
SNTAR 155 - 125	100	7.2	9.9	13.8	19.2
SNTAR 185 - 125	100	3.8	6.0	9.2	14.1
SNTAR 185 - 188	150	8.2	11.5	16.1	22.7
SNTAR 205 - 125	100	1.9	3.9	6.7	11.5
SNTAR 205 - 188	150	5.8	8.7	12.8	18.8
SNTAR 255 - 188	150	1.0	3.2	6.3	12.4

All above design calculations are based on sustained wind forces plus additional 1.3 wind gust  
(Example: Pole rated at 80 MPH withstands 104 MPH gusts)

### Drilled Side Mount

Specify drilling location using codes below.



## ORDERING INFORMATION

Spec/Order Example: SNTAR255-188/2-90/RAL-9003-T

Pole Model Number - SNTAR 5"					Mounting	Finish	Options
Pole Model Number - SNTAR 5"					Mounting	Finish	Options
	Pole Height	Wall Thickness	Bolt Circle	Anchorage			
<input type="checkbox"/> SNTAR 155 - 125	15'	.125	11 3/4"	3/4"X24"X3"	<b>Arm Mount</b> <input type="checkbox"/> <b>PT23</b> 2 3/8" X 4" Tenon <input type="checkbox"/> <b>PT27</b> 2 7/8" X 4" Tenon <input type="checkbox"/> Other Tenon Mt _____  <b>Drill Mount</b> <input type="checkbox"/> <b>1</b> ..... ● <input type="checkbox"/> <b>2-180</b> ..... ●● <input type="checkbox"/> <b>2-90</b> ..... ●● <input type="checkbox"/> <b>3-90</b> ..... ●●● <input type="checkbox"/> <b>4-90</b> ..... ●●●● <input type="checkbox"/> <b>3-120</b> ..... ●●●●  3-120 requires PT27 and T3120 Adapter	<b>Standard Textured Finish</b> <input type="checkbox"/> Black <b>RAL-9005-T</b> <input type="checkbox"/> White <b>RAL-9003-T</b> <input type="checkbox"/> Grey <b>RAL-7004-T</b> <input type="checkbox"/> Dark Bronze <b>RAL-8019-T</b> <input type="checkbox"/> Green <b>RAL-6005-T</b>  For Smooth Finish replace suffix "T" with suffix "S" (Example: RAL-9005-S)  See USALTG.COM for additional colors	<b>Receptacle</b> <input type="checkbox"/> Duplex Receptacle <b>DUP</b> <input type="checkbox"/> GFI Receptacle <b>GFI</b> <input type="checkbox"/> 3 Way Adapter <b>T3120</b>  <b>Coupling</b> <input type="checkbox"/> 1/2" Coupling <b>CPLN1/2</b> <input type="checkbox"/> 3/4" Coupling <b>CPLN3/4</b> <input type="checkbox"/> 2" Coupling <b>CPLN2</b>  Specify Coupling location  Refer to the Accessories Section for other options
<input type="checkbox"/> SNTAR 185 - 125	18'	.125	11 3/4"	3/4"X24"X3"			
<input type="checkbox"/> SNTAR 185 - 188	18'	.188	11 3/4"	3/4"X24"X3"			
<input type="checkbox"/> SNTAR 205 - 125	20'	.125	11 3/4"	3/4"X24"X3"			
<input type="checkbox"/> SNTAR 205 - 188	20'	.188	11 3/4"	3/4"X24"X3"			
<input type="checkbox"/> SNTAR 255 - 188	25'	.188	11 3/4"	3/4"X24"X3"			
<input type="checkbox"/> Specify other heights _____							