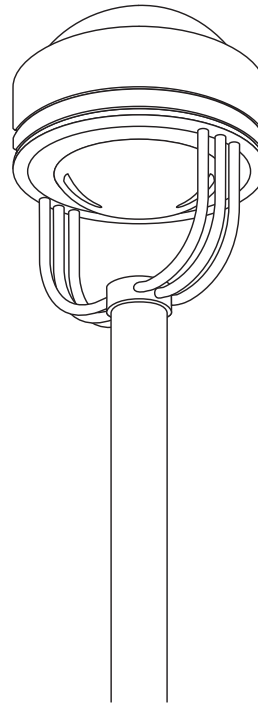
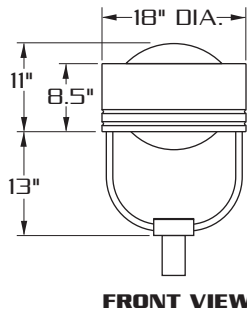
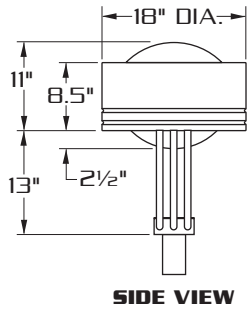


# RVLPT318

[175 WATT MAX.]



E.P.A.- 1.23



## SPECIFICATIONS

**HOUSING:** HEAVY WALL SPUN ALUMINUM CONSTRUCTION WITH INTEGRAL DOMED TOP. TWIN FLUTES HAVE BEEN INTEGRATED WITH HOUSING TO ADD AESTHETIC VALUE AND TO PROVIDE FOR MULTI COLORED BANDS TO SIGNATURIZE INSTALLATION.

**LENS ASS'Y:** ONE PIECE HINGED HEAVY GAUGE DIE FORMED ALUMINUM DOOR FRAME SURROUNDS 3/16" CLEAR CONVEX GLASS LENS. GLASS IS SEALED TO DOOR WITH HIGH TEMPERATURE SILICONE SEAL. CAPTIVE THUMB SCREW DISENGAGES LENS ASSEMBLY AND ACTIVATES ACCUHINGE™ HINGE TO ALLOW LENS ASSEMBLY TO HINGE AWAY FROM HOUSING FOR LUMINAIRE ACCESS WITHOUT THE USE OF TOOLS.

**OPTICS:** COMPUTER DESIGNED ONE PIECE SEGMENTED SPECULAR REFLECTOR COMBINES WITH CLEAR CONVEX LENS TO PRODUCE A HIGHLY EFFICIENT WIDE SYMMETRIC LIGHT DISTRIBUTION WITH OUTSTANDING UNIFORMITY.

**GASKETING:** CLOSED CELL EPDM GASKETING COMPRESSED BETWEEN DOOR AND HOUSING WORKS IN COMBINATION WITH ACCUHINGE™ HINGE TO PRESSURE SEAL OPTICAL CHAMBER.

**LAMP HOLDER:** MOGUL BASE PORCELAIN.

**LAMP:** (BY OTHERS)

**BALLAST:** H.P.F./C.W.A. AUTOTRANSFORMER. -20° STARTING TEMPERATURE.

**ARM:** SIX (6) EXTRUDED ALUMINUM (.84 O.D.) ARMS WELDED TO A CAST ALUMINUM POLE TOP FITTER. ARMS ARE INTERNALLY WELDED TO LENS FRAME.

**FINISH:** POLYESTER POWDER COAT-STATE OF THE ART 20 PSI PRESSURE POWER WASH AT 140° TEMPERATURE INCORPORATES FOUR STEP IRON PHOSPHATE PROCESS TO CLEANSE AND PRETREAT THE METAL SURFACE FOR MAXIMUM PAINT ADHESION. ELECTROSTATICALLY APPLIED TEXTURED POLYESTER POWDER TOP COAT IS BAKED AT 400° TEMPERATURE FOR MAXIMUM HARDNESS AND EXTERIOR DURABILITY.



660 WEST AVENUE O, PALMDALE, CA. 93551

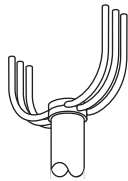
(661) 233-2000

FAX NO. (661) 233-2001

[www.usaltg.com](http://www.usaltg.com)

A8-X


**MOUNTING STYLES**



**PTA**

STANDARD TENON ASSEMBLY FOR 4" & 5" DIA. POLES.

DECORATIVE RING SUPPLIED FOR 6" DIA. POLES. (SPECIFY POLE I.O.)



**PTB**

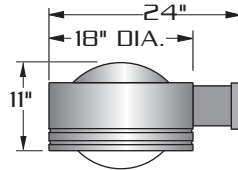
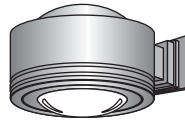
TENON ASSEMBLY FOR TAPERED OR SQUARE POLES. TENON ASSEMBLY IS ALSO AVAILABLE AS AN OPTION FOR 4", 5" OR 6" DIA. POLES

SPECIFY MOUNTING ASSEMBLY:

**PTB27**-TO FIT OVER 2 7/8" O.D. TENON.

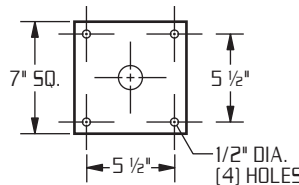
**PTB23**-TO FIT OVER 2 3/8" O.D. TENON.

**WALL MOUNT**

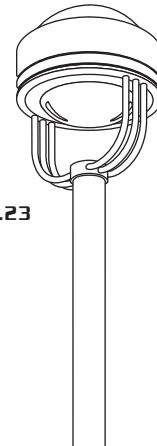


EXTRUDED ALUMINUM ARM AND CAST ALUMINUM WALL BRACKET ASSEMBLY PROVIDED WITH BUILT IN GASKETED WIRE ACCESS FOR FIXTURE/SUPPLY WIRE CONNECTION.

**WALL PLATE**



**LAMP SIZE:  
35 - 175 WATT**



E.P.A. = 1.23

**SIX LIGHT DISTRIBUTIONS AVAILABLE.**

**OPTICAL SYSTEMS ENCLOSED IN IMPACT RESISTANT TEMPERED GLASS LENS.**

**REFLECTOR IS FIELD ROTATABLE.**

**ORDERING INFORMATION**

MODEL NO. :	OPTICS	WATTAGE TYPE VOLTAGE	MOUNTING	FINISH	OPTIONS
RVLPT318					

MODEL NO. :	OPTICS	LAMP	MOUNTING	FINISH	OPTIONS		
<b>R V L P T 3 1 8</b>	<b>VERTICAL LAMP REFLECTORS</b>	<b>WATTAGE TYPE VOLTAGE</b>	 <input type="checkbox"/> <b>PTA</b>	<input type="checkbox"/> <b>DARK BRONZE DBM</b> <input type="checkbox"/> <b>MEDIUM BRONZE MBM</b> <input type="checkbox"/> <b>BLACK BKM</b> <input type="checkbox"/> <b>WHITE WTM</b> <input type="checkbox"/> <b>SILVER SLM</b>	<input type="checkbox"/> <b>FLAT TEMPERED GLASS.....FG</b> <input type="checkbox"/> <b>CLEAR POLYCARBONATE DIFFUSER.....LEX</b> <input type="checkbox"/> <b>HOUSE SIDE SHIELD.....HS</b> <input type="checkbox"/> <b>PHOTO CELL + VOLTAGE (EXAMPLE: PC120V).....PC+V</b> <input type="checkbox"/> <b>TWIST LOCK PHOTO CELL+VOLTAGE (EXAMPLE TPC120V).....TPC+V</b> <input type="checkbox"/> <b>TWIST LOCK RECEPTACLE ONLY.....TPR</b> <input type="checkbox"/> <b>SINGLE FUSE (120V., 277V).....SF</b> <input type="checkbox"/> <b>DOUBLE FUSE (208V., 240V).....DF</b>		
	<input type="checkbox"/> <b>ASYMMETRIC VR-ASY...</b> (segmented) <input type="checkbox"/> <b>TYPE V VR-V-SQ</b> (segmented)	<input type="checkbox"/> <b>175</b> <input type="checkbox"/> <b>HPS</b> <input type="checkbox"/> <b>120</b> <input type="checkbox"/> <b>150</b> <input type="checkbox"/> <b>MH</b> <input type="checkbox"/> <b>208</b> <input type="checkbox"/> <b>100</b> <input type="checkbox"/> <b>MV</b> <input type="checkbox"/> <b>240</b> <input type="checkbox"/> <b>75</b> <input type="checkbox"/> <b>277</b> <input type="checkbox"/> <b>70</b> <input type="checkbox"/> <b>480</b> <input type="checkbox"/> <b>50</b> <input type="checkbox"/> <b>MT</b>				 <input type="checkbox"/> <b>PTB23</b> (TO FIT 2 3/8" O.D.)  <input type="checkbox"/> <b>PTB27</b> (TO FIT 2 7/8" O.D.)	<input type="checkbox"/> <b>ANODIZED AZ</b> ANODIZED HOUSING MUST HAVE PAINT FINISH COAT EXAMPLE: <b>AZDBM</b> SEE PAGE 3 FOR ADDITIONAL COLORS
	<b>HORIZONTAL LAMP REFLECTORS</b>	<b>MEDIUM BASE LAMP ONLY</b>		<input type="checkbox"/> <b>WALL MOUNT WM</b> .....			
	<input type="checkbox"/> <b>TYPE II HR-II.....</b> (segmented) <input type="checkbox"/> <b>TYPE III HR-III.....</b> (segmented) <input type="checkbox"/> <b>TYPE IV (FORWARD THROW) HR-IV.....</b> (segmented) <input type="checkbox"/> <b>TYPE V HR-V-SQ</b> (segmented)						



660 WEST AVENUE O, PALMDALE, CA. 93551  
 (661) 233-2000  
 FAX NO. (661) 233-2001  
 www.usaltg.com