

# SOLID STATE AREA LIGHTING

## RCGV SERIES-LED

### SPECIFICATIONS

#### LUMINAIRE

One piece high impact polycarbonate globe provided with durable corrosion resistant cast aluminum fitter and cage. Standard fitter has 3" I.D. opening for tenon. All hardware is Stainless Steel.

#### LED POWER ARRAY™

Three-dimensional array of individual LED Tubes fastened to a retaining plate. Each LED Tube consists of circuit board populated with a multiple of LED's and is mechanically fastened to a radial aluminum heat sink. An acrylic Lens and end cap protects the LED Tube's internal components.

#### VERTICAL POWER ARRAY™ WITH GLASS REFRACTOR:

LED Tubes are aligned vertically and arranged radially to produce an even raw light distribution that simulates standard light sources. Array is secured within a 6" Prismatic Glass Refractor which provides the optical control. Used in conjunction with a clear smooth globe.

#### VERTICAL POWER ARRAY™:

LED Tubes are aligned vertically and arranged radially to produce an even raw light distribution that simulates standard light sources. Produces a minimal glare, symmetric diffuse light distribution. Used in conjunction with an opal smooth diffusing globe.

#### LED EMITTERS

High Output LED's are driven at 350mA for nominal 1 Watt output each. LED's are available in standard Neutral White (4000K), or optional Cool White (5000K) or Warm White (3000K). Consult Factory for other LED options.

#### LED DRIVER

UL and CUL recognized High Power Factor, Constant Current LED drivers operate on input voltages from 120-277VAC, 50/60hz. Consult Factory for 347-480VAC. Driver is mechanically fastened to a retaining bracket. Main power quick disconnect provided. Driver has a minimum 4KV of internal surge protection, 10KV & 20KV Surge Protector optional. Dimming and High-Low Driver options available.

#### FINISH

Polyester powder coat incorporates four step iron phosphate process to pretreat metal surface for maximum adhesion. Top coat is baked at 400°F for maximum hardness and exterior durability.

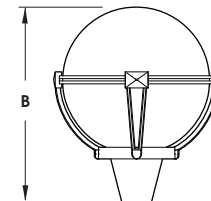
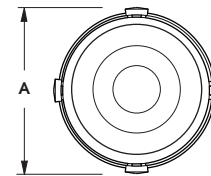
PROJECT NAME: \_\_\_\_\_

PROJECT TYPE: \_\_\_\_\_



RCGV

PATENT PENDING



FIXTURE	A	B
RCGV22	25" 635mm	30" 762mm
RCGV18	20.5" 521mm	24" 610mm
RCGV14	16.5" 419mm	19.5" 495mm

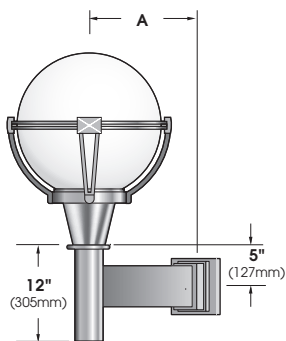


2014238

# RCGV SERIES - LED

## S P E C I F I C A T I O N S

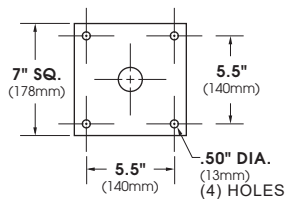
### WALL MOUNT




A		
<b>RCGV22</b>	<b>RCGV18</b>	<b>RCGV14</b>
15" 381mm	13" 330mm	11" 279mm

ARM BRACKET EXTRUDED AND CAST ALUMINUM CONSTRUCTION.

### WALL PLATE




### LED POWER ARRAY™ MODULES



**RCGV22-LED**  
E.P.A. = 2.30

**GLASS REFRACTOR w/  
VERTICAL ARRAY**  
Available in:  
6 Array 36 LED Max.


**VERTICAL ARRAY**  
Available in:  
8 Array 64 LED Max.



**RCGV18-LED**  
E.P.A. = 1.89

**GLASS REFRACTOR w/  
VERTICAL ARRAY**  
Available in:  
6 Array 36 LED Max.

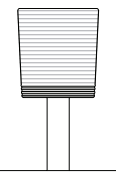
**VERTICAL ARRAY**  
Available in:  
6 Array 48 LED Max.



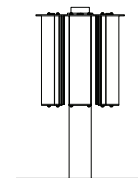
**RCGV14-LED**  
E.P.A. = 1.41

**GLASS REFRACTOR w/  
VERTICAL ARRAY**  
Available in:  
6 Array 36 LED Max..

**VERTICAL ARRAY**  
Available in:  
6 Array 36 LED Max.



**GRV - Glass Refractor  
w/ Vertical Array  
Base mount**



**VPA - Vertical Array  
Base mount**

Spec/Order Example: RCGV18-LED/GRV-V/36CW120/1/RAL9005/CA

## S P E C / O R D E R I N G I N F O R M A T I O N

LUMINAIRE-FITTER	OPTICS	# of LED's	COLOR	VOLTAGE	MOUNTING	FINISH	OPTIONS
<b>LUMINAIRE-FITTER</b>	<b>OPTICS</b>	<b>LED</b>			<b>MOUNTING</b>	<b>FINISH</b>	<b>OPTIONS</b>
<input type="checkbox"/> RCGV22-LED <input type="checkbox"/> RCGV18-LED <input type="checkbox"/> RCGV14-LED	<b>GLASS REFRACTOR</b> (CLEAR SMOOTH GLOBE) <input type="checkbox"/> GRV - III ..... <input type="checkbox"/> GRV - V .....	<b># of LEDs</b> <b>RCGV22</b> <input type="checkbox"/> 36LED (40 Watts) <b>RCGV14</b> <input type="checkbox"/> 36LED (40 Watts) <small>Wattages are Max Input Watts</small>	<b>COLOR</b> <input type="checkbox"/> NW (4000K)* *STANDARD <input type="checkbox"/> CW (5000K) <input type="checkbox"/> WW (3000K)  <small>OTHER LED COLORS AVAILABLE CONSULT FACTORY</small>		<b>ARM MOUNT</b> <input type="checkbox"/> 1 ..... <input type="checkbox"/> 2-180 ..... <input type="checkbox"/> 2-90 ..... <input type="checkbox"/> 3-90 ..... <input type="checkbox"/> 3-120 ..... <input type="checkbox"/> 4-90 ..... <b>WALL MOUNT</b> <input type="checkbox"/> WM ..... <b>POST TOP</b> <input type="checkbox"/> PT .....	<b>STANDARD TEXTURED FINISH</b> <input type="checkbox"/> BLACK RAL-9005-T <input type="checkbox"/> WHITE RAL-9003-T <input type="checkbox"/> GREY RAL-7004-T <input type="checkbox"/> DARK BRONZE RAL-8019-T <input type="checkbox"/> GREEN RAL-6005-T	<b>LENS OPTIONS:</b> <input type="checkbox"/> CLEAR SMOOTH ACRYLIC ..... CA <input type="checkbox"/> OPAL SMOOTH ACRYLIC ..... WA <input type="checkbox"/> CLEAR SMOOTH POLYCARBONATE ... CP <input type="checkbox"/> OPAL SMOOTH POLYCARBONATE ... WP  <input type="checkbox"/> HOUSE SIDE SHIELD ... HS <input type="checkbox"/> DIMMABLE DRIVER(S) (0-10V) ..... DIM <input type="checkbox"/> HIGH-LOW DIMMING FOR HARDWIRED SWITCHING OR NON-INTEGRATED MOTION SENSOR ..... HLSW <input type="checkbox"/> PHOTO CELL + VOLTAGE (EXAMPLE: PC120V) ... PC+V <input type="checkbox"/> 10KV SURGE PROTECTOR. .... 10SP <input type="checkbox"/> 20KV SURGE PROTECTOR (277V & 480V Only) ... 20SP
	<b>VERTICAL POWER ARRAY</b> (OPAL ACRYLIC STANDARD) <input type="checkbox"/> VPA - SYM ...	<b>RCGV22</b> <input type="checkbox"/> 64LED (72 Watts) <input type="checkbox"/> 48LED (53 Watts) <input type="checkbox"/> 36LED (40 Watts) <small>Wattages are Max Input Watts</small>	<b>RCGV18</b> <input type="checkbox"/> 48LED (53 Watts) <input type="checkbox"/> 36LED (40 Watts) <b>RCGV14</b> <input type="checkbox"/> 36LED (40 Watts) <input type="checkbox"/> 24LED (40 Watts)	<b>VOLTAGE</b> <input type="checkbox"/> 120 <input type="checkbox"/> 208 <input type="checkbox"/> 240 <input type="checkbox"/> 277 <input type="checkbox"/> 347 <input type="checkbox"/> 480		<small>FOR SMOOTH FINISH REPLACE SUFFIX "T" WITH SUFFIX "S" (EXAMPLE: RAL-9500-S)</small> <small>SEE USALTG.COM FOR ADDITIONAL COLORS</small>	