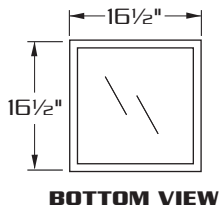
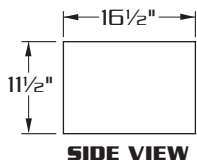


# PSLS16

[250 WATT MAX.]



## SPECIFICATIONS

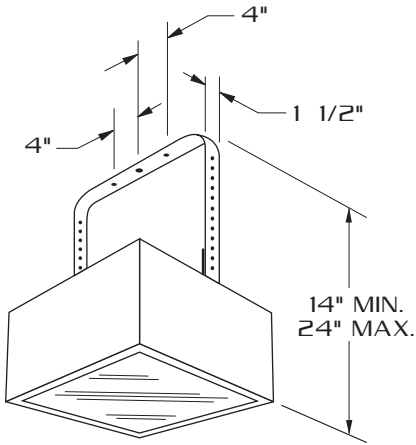
- HOUSING:** ONE PIECE, DIE FORMED ALUMINUM CONSTRUCTION. ALUMINUM DOOR FRAME PROVIDED WITH SPRING LOADED HINGE AND A SPRING LOADED FASTENER FOR EASY ACCESS.
- LENS ASS'Y:** PRECISE, DIE FORMED ALUMINUM DOOR FRAME SURROUNDS 3/16" CLEAR TEMPERED GLASS LENS. GLASS IS SEALED TO DOOR WITH HIGH TEMPERATURE SILICONE SEAL.
- OPTICS:** COMPUTER DESIGNED SPECULAR SEGMENTED REFLECTOR WITH AN AUXILIARY HAMMERED PATTERNED TOP REFLECTOR COMBINES WITH 3/16" CLEAR TEMPERED LENS TO PRODUCE AN EFFICIENT SHARP CUTOFF LIGHT DISTRIBUTION.
- GASKETING:** CLOSED CELL EPDM GASKETING COMPRESSED BETWEEN DOOR AND HOUSING SEALS OPTICAL CHAMBER.
- LAMP HOLDER:** MOGUL BASE PORCELAIN.
- LAMP:** [BY OTHERS]
- BALLAST:** H.P.F./C.W.A. AUTOTRANSFORMER. -20° STARTING TEMPERATURE.
- FINISH:** POLYESTER POWDER COAT-STATE OF THE ART 20 PSI PRESSURE POWER WASH AT 140° TEMPERATURE INCORPORATES FOUR STEP IRON PHOSPHATE PROCESS TO CLEANSE AND PRETREAT THE METAL SURFACE FOR MAXIMUM PAINT ADHESION. ELECTROSTATICALLY APPLIED TEXTURED POLYESTER POWDER TOP COAT IS BAKED AT 400° TEMPERATURE FOR MAXIMUM HARDNESS AND EXTERIOR DURABILITY.



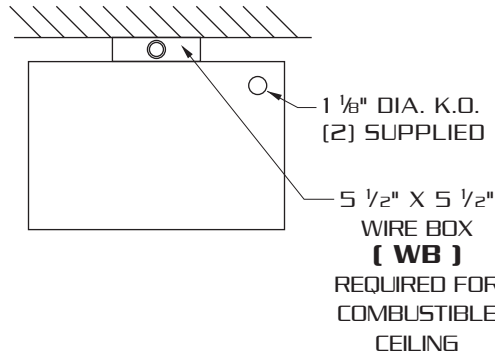
660 WEST AVENUE O, PALMDALE, CA. 93551  
(661) 233-2000  
FAX NO. (661) 233-2001  
[www.usaltg.com](http://www.usaltg.com)

A1-5  
REV. 10 / 03

**TRUNNION MOUNT  
(TM)**

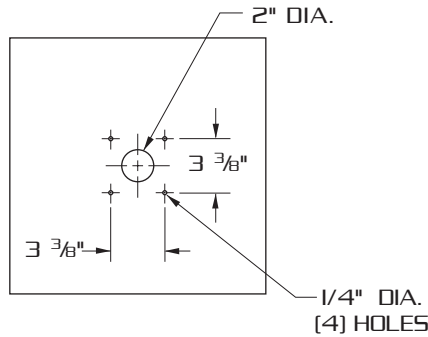


TRUNNION BRACKET FABRICATED FROM 3/16"X1 1/2" ALUMINUM. (4) 1/4"-20 BOLTS PROVIDED TO ADJUST TRUNNION. TRUNNION BRACKET PROVIDED WITH (1) 9/16" DIA. CENTER HOLE AND (2) 7/16" DIA. HOLES.

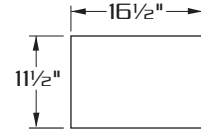
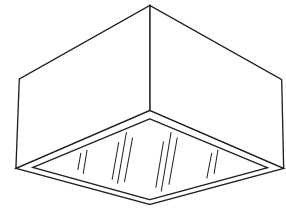


1 1/2" DIA. K.O.  
(2) SUPPLIED  
5 1/2" X 5 1/2"  
WIRE BOX  
(WB)  
REQUIRED FOR  
COMBUSTIBLE  
CEILING

**BACK SIDE**



**LAMP SIZE:  
100 - 250 WATT**



**PRECISE COMPUTER DESIGNED,  
SEGMENTED SHARP CUTOFF  
OPTICS.**

**IMPACT RESISTANT TEMPERED  
GLASS LENS.**

**ORDERING INFORMATION**

MODEL NO. : <b>PSLS16</b>	OPTICS	WATTAGE TYPE VOLTAGE	FINISH	OPTIONS
<b>P S L S 1 6</b>	<p><b>HORIZONTAL LAMP REFLECTORS</b></p> <p><input type="checkbox"/> TYPE III <b>HR-III</b>..... (segmented, horizontal lamp)</p> <p><input type="checkbox"/> TYPE IV (FORWARD THROW) <b>HR-IV</b>..... (segmented, horizontal lamp)</p> <p><input type="checkbox"/> TYPE V <b>HR-V-SQ</b>..... (segmented, horizontal lamp)</p> <p><b>VERTICAL LAMP REFLECTORS</b></p> <p><input type="checkbox"/> ASYMMETRIC <b>ASY</b>..... (segmented, vertical lamp, 175 w. max)</p> <p><input type="checkbox"/> TYPE V <b>VR-V-SQ</b>..... (segmented, vertical lamp, 175 w. max)</p>	<p><b>LAMP</b></p> <p>WATTAGE TYPE VOLTAGE</p> <p><input type="checkbox"/> 250   <input type="checkbox"/> HPS   <input type="checkbox"/> 120</p> <p><input type="checkbox"/> 200   <input type="checkbox"/> MH   <input type="checkbox"/> 208</p> <p><input type="checkbox"/> 175   <input type="checkbox"/> MV   <input type="checkbox"/> 240</p> <p><input type="checkbox"/> 150   <input type="checkbox"/>   <input type="checkbox"/> 277</p> <p><input type="checkbox"/> 100   <input type="checkbox"/>   <input type="checkbox"/> 480</p> <p><input type="checkbox"/>   <input type="checkbox"/> MT</p> <p><b>METAL HALIDE UNITS ONLY</b> USE ED28 LAMP FOR 250 W. USE MEDIUM BASE LAMP FOR VERTICAL LAMP REFLECTOR USE MEDIUM BASE LAMP FOR 100 W.</p>	<p><b>FINISH</b></p> <p><input type="checkbox"/> DARK BRONZE <b>DBM</b></p> <p><input type="checkbox"/> MEDIUM BRONZE <b>MBM</b></p> <p><input type="checkbox"/> BLACK <b>BKM</b></p> <p><input type="checkbox"/> WHITE <b>WTM</b></p> <p><input type="checkbox"/> SILVER <b>SLM</b></p> <p>SEE PAGE 3 FOR ADDITIONAL COLORS</p>	<p><b>OPTIONS</b></p> <p><input type="checkbox"/> 1 1/2"X5 1/2"X5 1/2" WIRE BOX .....<b>WB</b></p> <p><input type="checkbox"/> CLEAR POLYCARBONATE DIFFUSER .....<b>LEX</b></p> <p><input type="checkbox"/> HOUSE SIDE SHIELD .....<b>HS</b></p> <p><input type="checkbox"/> SINGLE FUSED (120V., 277V) .....<b>SF</b></p> <p><input type="checkbox"/> DOUBLE FUSE (208V., 240V) .....<b>DF</b></p> <p><input type="checkbox"/> QUARTZ RESTRIKE .....<b>QZT</b></p> <p><input type="checkbox"/> 3/8" IPS STEM MOUNT AND SWIVEL CANOPY (4'-0" MAX.) .....<b>SM</b></p> <p><input type="checkbox"/> TRUNNION MOUNT .....<b>TM</b></p>



660 WEST AVENUE O, PALMDALE, CA. 93551  
(661) 233-2000  
FAX NO. (661) 233-2001  
[www.usaltg.com](http://www.usaltg.com)