

SOLID STATE AREA LIGHTING

LCN SERIES-LED

SPECIFICATIONS

LUMINAIRE

High impact clear patterned polycarbonate diffusing lenses provided with durable corrosion resistant cast aluminum housing. Hinged side door access with clasp. Luminaire base has 3" I.D. opening for tenon. All hardware is stainless steel.

LED POWER ARRAY™

Three-dimensional array of individual LED Tubes fastened to a retaining plate. Each LED Tube consists of circuit board populated with a multiple of LED's and is mechanically fastened to a radial aluminum heat sink. An acrylic Lens and end cap protects the LED Tube's internal components.

ANGLED POWER ARRAY™: Micro-Reflectors mounted around each LED control the raw light output. LED Tubes are uniquely aimed horizontally and vertically and combined to produce highly efficient IES Distribution Types II, III, IV and V. Used in conjunction with a clear patterned diffusing lenses.

VERTICAL POWER ARRAY™ WITH GLASS REFRACTOR: LED Tubes are aligned vertically and arranged radially to produce an even raw light distribution that simulates standard light sources. Array is secured within a 6" Prismatic Glass Refractor which provides the optical control. Used in conjunction with clear smooth or clear patterned diffusing lenses.

VERTICAL POWER ARRAY™: LED Tubes are aligned vertically and arranged radially to produce an even raw light distribution that simulates standard light sources. Produces a minimal glare, symmetric diffuse light distribution. Used in conjunction with opal diffusing lenses.

LED EMITTERS

High Output LED's are driven at 350mA for nominal 1 Watt output each. LED's are available in standard Neutral White (4000K), or optional Cool White (5000K) or Warm White (3000K). Consult Factory for other LED options.

LED DRIVER

UL and CUL recognized High Power Factor, Constant Current LED drivers operate on input voltages from 120-277VAC, 50/60hz. Consult Factory for 347-480VAC. Driver is mechanically fastened to a retaining bracket. Main power quick disconnect provided. Driver has a minimum 4KV of internal surge protection, 10KV & 20KV Surge Protector optional. Dimming and High-Low Driver options available.

FINISH

Polyester powder coat incorporates four step iron phosphate process to pretreat metal surface for maximum adhesion. Top coat is baked at 400°F for maximum hardness and exterior durability.

PROJECT NAME: _____

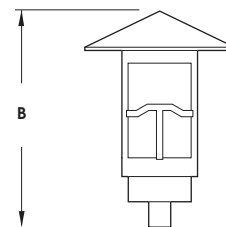
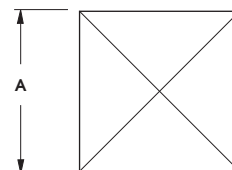
PROJECT TYPE: _____



LCN*

* LCN SHOWN

PATENT PENDING



| FIXTURE | A | B |
|---------|--------------|--------------|
| LCN1 | 24" 610mm | 35" 889mm |
| LCN2 | 20" 508mm | 27" 686mm |

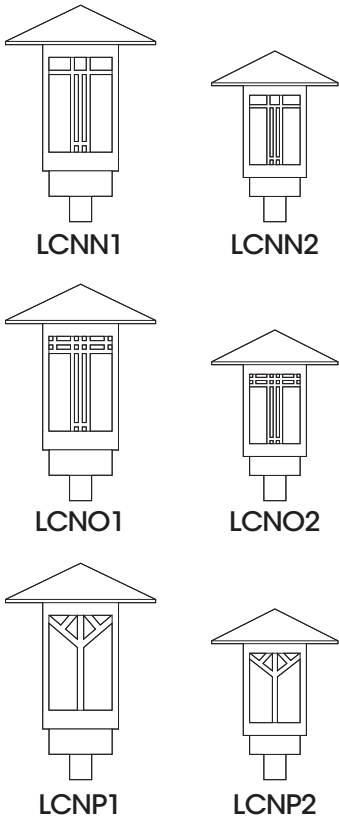


2013141

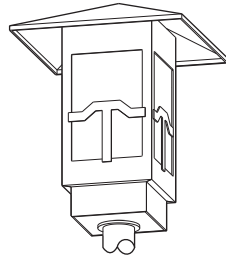
LCN SERIES - LED

S P E C I F I C A T I O N S

OPTIONAL STYLES



LED POWER ARRAY™ MODULES

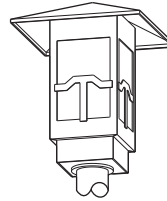


LCN1-LED E.P.A. = 2.90

ANGLED ARRAY
Available in:
10 Array 80 LED Max.

**GLASS REFRACTOR w/
VERTICAL ARRAY**
Available in:
6 Array 36 LED Max.

VERTICAL ARRAY
Available in:
8 Array 64 LED Max.
10 Array 80 LED Max.

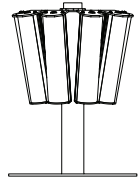


LCN2-LED E.P.A. = 1.90


ANGLED ARRAY
Available in:
8 Array 48 LED Max.

**GLASS REFRACTOR w/
VERTICAL ARRAY**
Available in:
6 Array 36 LED Max.

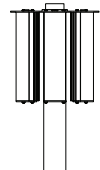
VERTICAL ARRAY
Available in:
6 Array 48 LED Max.



APA - Angled Array
Base mount



**GRV - Glass Refractor
w/ Vertical Array**
Base mount



VPA - Vertical Array
Base mount

(Specifications subject to change without prior notice.)

PATENT PENDING

O R D E R I N G I N F O R M A T I O N

| LUMINAIRE | OPTICS | # of LED's | COLOR | VOLTAGE | MOUNTING | FINISH | OPTIONS | | |
|------------------------------------|---------------------------------------------------------------------------------------------------------------------------------------------------------------------------------------------------------------------------------|------------------------------------------------------------------------------------------------------------------------------------------------------------------------------------------------------|----------------------------------------------------------------------------------------------------------------------------|--------------------------------------------------------------------------------------------------------------------------------------------------------------------------------------------------------------|---------------------------------------------------------------------------------------------------------------------------------------------------------------------------------------------------------------------------------------|-----------------------------------------------------------------------------------------------------------------------------------------------------------------------------------------------------------------------------------------------------------------------------------------------------------------------------------------|--------------------------------------------------------------------------------------------------------------------------------------------------------------------------------------------------------------------------------------------------------------------------------------------------------------------------------------------------------------------------------------------------------------------------------------------------------------------------------------------------------------------------------------------------------------------------------------------------------------------------------------------------------------------------------------------------------------------------------------------------------------------------------------------------------------------------------------------------------------------------------------------------------------------------------------------------------------|--------------------------------------------------------------------------------------------------------------|--|
| LUMINAIRE | OPTICS | LED | | VOLTAGE | MOUNTING | FINISH | OPTIONS | | |
| <input type="checkbox"/> LCN1-LED | ANGLED POWER ARRAY (CLEAR PATTERNED LENS) <input type="checkbox"/> APA - II <input type="checkbox"/> APA - III <input type="checkbox"/> APA - IV <input type="checkbox"/> APA - V | No. LEDs LCN_1 <input type="checkbox"/> 80LED (89 Watts) <input type="checkbox"/> 60LED (67 Watts) <input type="checkbox"/> 40LED (45 Watts) | LCN_2 <input type="checkbox"/> 48LED (53 Watts) <input type="checkbox"/> 32LED (36 Watts) | <input type="checkbox"/> NW (4000K)* *STANDARD <input type="checkbox"/> CW (5000K) <input type="checkbox"/> WW (3000K) OTHER LED COLORS AVAILABLE CONSULT FACTORY | <input type="checkbox"/> 1 <input type="checkbox"/> 2-180 <input type="checkbox"/> 2-90 <input type="checkbox"/> 3-90 <input type="checkbox"/> 3-120 <input type="checkbox"/> 4-90 | <input type="checkbox"/> BLACK RAL-9005-T <input type="checkbox"/> WHITE RAL-9003-T <input type="checkbox"/> GREY RAL-7004-T <input type="checkbox"/> DARK BRONZE RAL-8019-T <input type="checkbox"/> GREEN RAL-6005-T | LENS OPTIONS: <input type="checkbox"/> CLEAR PATTERNED POLYCARBONATE ... CPP (STANDARD LENS) <input type="checkbox"/> CLEAR SMOOTH POLYCARBONATE ... CP <input type="checkbox"/> OPAL SMOOTH ACRYLIC ... WP <input type="checkbox"/> CLEAR PATTERNED ACRYLIC ... CPA <input type="checkbox"/> CLEAR SMOOTH ACRYLIC ... CA <input type="checkbox"/> OPAL SMOOTH POLYCARBONATE ... WA <input type="checkbox"/> HOUSE SIDE SHIELD ... HS <input type="checkbox"/> DIMMABLE DRIVER(S) (0-10V) ... DIM <input type="checkbox"/> HIGH-LOW DIMMING FOR HARDWIRED SWITCHING OR NON-INTEGRATED MOTION SENSOR ... HLSW <input type="checkbox"/> PHOTO CELL + VOLTAGE (EXAMPLE: PC120V) ... PC+V <input type="checkbox"/> 10KV SURGE PROTECTOR ... 10SP <input type="checkbox"/> 20KV SURGE PROTECTOR (277V & 480V Only) ... 20SP | | |
| <input type="checkbox"/> LCNN1-LED | | GLASS REFRACTOR (CLEAR PATTERNED OR CLEAR SMOOTH LENS) <input type="checkbox"/> GRV - III <input type="checkbox"/> GRV - V | LCN_1 <input type="checkbox"/> 36LED (41 Watts) | LCN_2 <input type="checkbox"/> 36LED (41 Watts) | <input type="checkbox"/> 120 <input type="checkbox"/> 208 <input type="checkbox"/> 240 <input type="checkbox"/> 277 <input type="checkbox"/> 347 <input type="checkbox"/> 480 | <input type="checkbox"/> WM POST TOP <input type="checkbox"/> PT | | FOR SMOOTH FINISH REMOVE SUFFIX "T" (EXAMPLE: RAL-9500) SEE USALTG.COM FOR ADDITIONAL COLORS | |
| <input type="checkbox"/> LCNO1-LED | | | VERTICAL POWER ARRAY (OPAL LENS) <input type="checkbox"/> VPA - SYM | LCN_1 <input type="checkbox"/> 80LED (89 Watts) <input type="checkbox"/> 64LED (72 Watts) <input type="checkbox"/> 48LED (53 Watts) | LCN_2 <input type="checkbox"/> 48LED (53 Watts) <input type="checkbox"/> 36LED (41 Watts) | | | | |
| <input type="checkbox"/> LCNP1-LED | | | | | | | | | |
| <input type="checkbox"/> LCN2-LED | | | | | | | | | |
| <input type="checkbox"/> LCNN2-LED | | | | | | | | | |
| <input type="checkbox"/> LCNO2-LED | | | | | | | | | |
| <input type="checkbox"/> LCNP2-LED | | | | | | | | | |