

SOLID STATE AREA LIGHTING

LACR SERIES-LED

SPECIFICATIONS

LUMINAIRE

One piece high impact polycarbonate prismatic refracting globe provided with durable corrosion resistant cast aluminum decorative struts, band, and fitter. Standard Fitters have 3" I.D. opening for tenon. All hardware is stainless steel.

LED POWER ARRAY™

Three-dimensional array of individual LED Tubes fastened to a retaining plate. Each LED Tube consists of circuit board populated with a multiple of LED's and is mechanically fastened to a radial aluminum heat sink. An acrylic Lens and end cap protects the LED Tube's internal components.

VERTICAL POWER ARRAY™ WITH REFRACTING

GLOBE: LED Tubes are aligned vertically and arranged radially to produce an even raw light distribution that simulates standard light sources. Used in conjunction with the external refracting globe which provides the optical control.

LED EMITTERS

High Output LED's are driven at 350mA for nominal 1 Watt output each. LED's are available in standard Neutral White (4000K), or optional Cool White (5000K) or Warm White (3000K). Consult Factory for other LED options.

LED DRIVER

UL and CUL recognized Constant Current LED drivers operate on input voltages from 120-277VAC, 50/60hz. Consult Factory for (347-480VAC). Driver is mechanically fastened to a retaining bracket. Main power quick disconnect provided. Driver has a minimum 4KV of internal surge protection, 10KV & 20KV Surge Protector optional. Dimmable and High-Low Driver options available.

FINISH

Polyester powder coat incorporates four step iron phosphate process to pretreat metal surface for maximum adhesion. Top coat is baked at 400°F for maximum hardness and exterior durability.

PROJECT NAME: _____

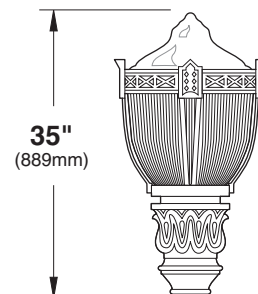
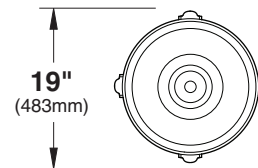
PROJECT TYPE: _____



LACR*

* SHOWN WITH -YF FITTER

PATENT PENDING



2013140

LACR SERIES - LED

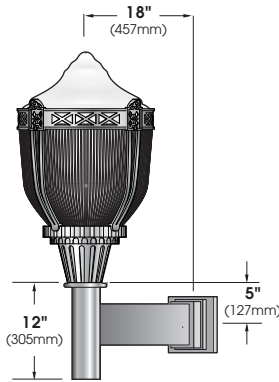
S P E C I F I C A T I O N S

OPTIONAL FITTERS



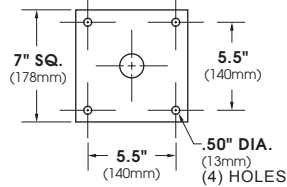
* AVAILABLE WITH MINI BUTTON PHOTOCELLS
SEE OPTIONS

WALL MOUNT



EXTRUDED ALUMINUM ARM BRACKET AND CAST ALUMINUM WALL BRACKET ASSEMBLY PROVIDED WITH BUILT IN GASKETED WIRE ACCESS FOR FIXTURE/SUPPLY WIRE CONNECTION.

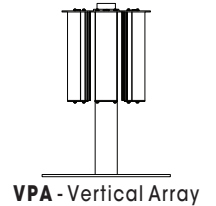
WALL PLATE



LED POWER ARRAY™ MODULES



LACR-LED
E.P.A. = 1.82
Available in:
36 LED Module
48 LED Module
64 LED Module
80 LED Module



BRASS FINIAL

ORNAMENTAL FINIAL

PATENT PENDING

O R D E R I N G I N F O R M A T I O N

LUMINAIRE-FITTER	OPTICS	# of LED's	COLOR	VOLTAGE	MOUNTING	FINISH	OPTIONS
LUMINAIRE	OPTICS	LED	MOUNTING	FINISH	OPTIONS		
<input type="checkbox"/> LACR-LED-YA	<input type="checkbox"/> VPA - III	<input type="checkbox"/> 80LED (90 Watts)	<input type="checkbox"/> NW (4000K)* * STANDARD	<input type="checkbox"/> 120	<input type="checkbox"/> 1	<input type="checkbox"/> BLACK RAL-9005-T	LENS OPTIONS: <input type="checkbox"/> CLEAR PRISMATIC POLYCARBONATE CP (STANDARD GLOBE) <input type="checkbox"/> CLEAR PRISMATIC ACRYLIC CA <input type="checkbox"/> BRASS FINIAL BF <input type="checkbox"/> ORNAMENTAL FINIAL OF <input type="checkbox"/> DIMMABLE DRIVER(S) (0-10V) DIM <input type="checkbox"/> HIGH-LOW DIMMING FOR HARDWIRED SWITCHING OR NON-INTEGRATED MOTION SENSOR HLSW <input type="checkbox"/> PHOTO CELL + VOLTAGE (EXAMPLE: PC120V) PC+V <input type="checkbox"/> 10KV SURGE PROTECTOR. 10SP <input type="checkbox"/> 20KV SURGE PROTECTOR (277V & 480V Only) 20SP
<input type="checkbox"/> LACR-LED-YB	<input type="checkbox"/> VPA - V	<input type="checkbox"/> 64LED (71 Watts)	<input type="checkbox"/> CW (5000K)	<input type="checkbox"/> 208	<input type="checkbox"/> 2-180	<input type="checkbox"/> WHITE RAL-9003-T	
<input type="checkbox"/> LACR-LED-YD		<input type="checkbox"/> 48LED (53 Watts)	<input type="checkbox"/> WW (3000K)	<input type="checkbox"/> 277	<input type="checkbox"/> 2-90	<input type="checkbox"/> GREY RAL-7004-T	
<input type="checkbox"/> LACR-LED-YE		<input type="checkbox"/> 36LED (41 Watts)	OTHER LED COLORS AVAILABLE CONSULT FACTORY	<input type="checkbox"/> 347	<input type="checkbox"/> 3-90	<input type="checkbox"/> DARK BRONZE RAL-8019-T	
<input type="checkbox"/> LACR-LED-YF				<input type="checkbox"/> 480	<input type="checkbox"/> 3-120	<input type="checkbox"/> GREEN RAL-6005-T	
					<input type="checkbox"/> 4-90	FOR SMOOTH FINISH REMOVE SUFFIX "T" (EXAMPLE: RAL-9500)	
					WALL MOUNT	SEE USALTG.COM FOR ADDITIONAL COLORS	
					<input type="checkbox"/> WM		
					POST TOP		
					<input type="checkbox"/> PT		