

# SOLID STATE AREA LIGHTING

## LAAR SERIES-LED

### SPECIFICATIONS

#### LUMINAIRE

One piece high impact polycarbonate prismatic refracting globe provided with durable corrosion resistant cast aluminum Fitter. Standard Fitters have 3" I.D. opening for tenon. All hardware is stainless steel.

#### LED POWER ARRAY™

Three-dimensional array of individual LED Tubes fastened to a retaining plate. Each LED Tube consists of circuit board populated with a multiple of LED's and is mechanically fastened to a radial aluminum heat sink. An acrylic Lens and end cap protects the LED Tube's internal components.

#### VERTICAL POWER ARRAY™ WITH REFRACTING

**GLOBE:** LED Tubes are aligned vertically and arranged radially to produce an even raw light distribution that simulates standard light sources. Used in conjunction with the external refracting globe which provides the optical control.

#### LED EMITTERS

High Output LED's are driven at 350mA for nominal 1 Watt output each. LED's are available in standard Neutral White (4000K), or optional Cool White (5000K) or Warm White (3000K). Consult Factory for other LED options.

#### LED DRIVER

UL and CUL recognized Constant Current LED drivers operate on input voltages from 120-277VAC, 50/60hz. Consult Factory for (347-480VAC). Driver is mechanically fastened to a retaining bracket. Main power quick disconnect provided. Driver has a minimum 4KV of internal surge protection, 10KV & 20KV Surge Protector optional. Dimmable and High-Low Driver options available.

#### FINISH

Polyester powder coat incorporates four step iron phosphate process to pretreat metal surface for maximum adhesion. Top coat is baked at 400°F for maximum hardness and exterior durability.

PROJECT NAME: \_\_\_\_\_

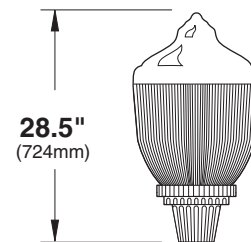
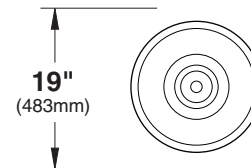
PROJECT TYPE: \_\_\_\_\_



LAAR\*

\* SHOWN WITH STANDARD -YA FITTER

PATENT PENDING



2013140

# LAAR SERIES - LED

## S P E C I F I C A T I O N S

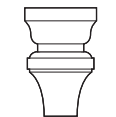
### OPTIONAL FITTERS



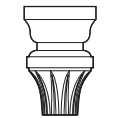
LAAR-YB



LAERI-YC



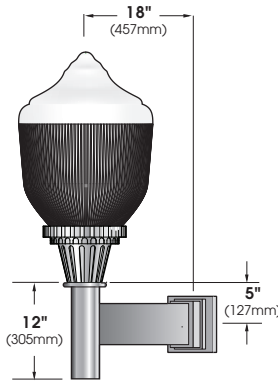
LAAR-YD\*



LAAR-YE\*

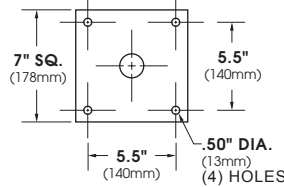
\* AVAILABLE WITH MINI BUTTON PHOTOCELLS  
SEE OPTIONS

### WALL MOUNT



EXTRUDED ALUMINUM ARM BRACKET AND CAST ALUMINUM WALL BRACKET ASSEMBLY PROVIDED WITH BUILT IN GASKETED WIRE ACCESS FOR FIXTURE/SUPPLY WIRE CONNECTION.

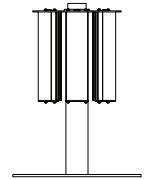
### WALL PLATE



### LED POWER ARRAY™ MODULES



**LAAR-LED**  
E.P.A. = 1.82  
Available in:  
36 LED Module  
48 LED Module  
64 LED Module  
80 LED Module



VPA - Vertical Array

BRASS FINIAL

ORNAMENTAL FINIAL

PATENT PENDING

## O R D E R I N G I N F O R M A T I O N

LUMINAIRE-FITTER	OPTICS	# of LED's	COLOR	VOLTAGE	MOUNTING	FINISH	OPTIONS
LUMINAIRE	OPTICS	LED	MOUNTING	FINISH	OPTIONS		
<input type="checkbox"/> LAAR-LED-YA <input type="checkbox"/> LAAR-LED-YB <input type="checkbox"/> LAAR-LED-YC <input type="checkbox"/> LAAR-LED-YD <input type="checkbox"/> LAAR-LED-YE	VERTICAL POWER ARRAY (CLEAR PRISMATIC GLOBE) <input type="checkbox"/> VPA - III <input type="checkbox"/> VPA - V	# of LEDs <input type="checkbox"/> 80LED (90 Watts) <input type="checkbox"/> 64LED (71 Watts) <input type="checkbox"/> 48LED (53 Watts) <input type="checkbox"/> 36LED (41 Watts) <small>Wattages are Max Input Watts</small>	COLOR <input type="checkbox"/> NW (4000K)* <small>*STANDARD</small> <input type="checkbox"/> CW (5000K) <input type="checkbox"/> WW (3000K) OTHER LED COLORS AVAILABLE CONSULT FACTORY	VOLTAGE <input type="checkbox"/> 120 <input type="checkbox"/> 208 <input type="checkbox"/> 240 <input type="checkbox"/> 277 <input type="checkbox"/> 347 <input type="checkbox"/> 480	ARM MOUNT <input type="checkbox"/> 1 <input type="checkbox"/> 2-180 <input type="checkbox"/> 2-90 <input type="checkbox"/> 3-90 <input type="checkbox"/> 3-120 <input type="checkbox"/> 4-90 WALL MOUNT <input type="checkbox"/> WM POST TOP <input type="checkbox"/> PT	STANDARD TEXTURED FINISH <input type="checkbox"/> BLACK RAL-9005-T <input type="checkbox"/> WHITE RAL-9003-T <input type="checkbox"/> GREY RAL-7004-T <input type="checkbox"/> DARK BRONZE RAL-8019-T <input type="checkbox"/> GREEN RAL-6005-T FOR SMOOTH FINISH REMOVE SUFFIX "T" (EXAMPLE: RAL-9500) SEE USALTG.COM FOR ADDITIONAL COLORS	LENS OPTIONS: <input type="checkbox"/> CLEAR PRISMATIC POLYCARBONATE... CP (STANDARD GLOBE) <input type="checkbox"/> CLEAR PRISMATIC ACRYLIC... CA <input type="checkbox"/> BRASS FINIAL... BF <input type="checkbox"/> ORNAMENTAL FINIAL... OF <input type="checkbox"/> DIMMABLE DRIVER(S) (0-10V)... DIM <input type="checkbox"/> HOUSE SIDE SHIELD... HS <input type="checkbox"/> HIGH-LOW DIMMING FOR HARDWIRED SWITCHING OR NON-INTEGRATED MOTION SENSOR... HLSW <input type="checkbox"/> PHOTO CELL + VOLTAGE (EXAMPLE: PC120V)... PC+V <input type="checkbox"/> 10KV SURGE PROTECTOR... 10SP <input type="checkbox"/> 20KV SURGE PROTECTOR (277V & 480V Only)... 20SP